



Multi-Family Lighting Solutions

Acuity Brands® is your single-source provider for today's most innovative lighting and controls technologies. Our broad portfolio has everything you need to light up your multi-family property — from kitchens to laundry rooms, pool areas to bedrooms, leasing offices and rec rooms to parking garages and covered walkways — we've got you covered!









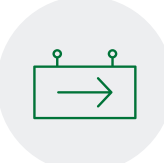

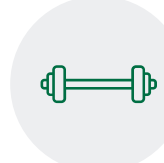













Let's make this simple

Work with one company to develop your unique solution, hassle-free. An Acuity Brands lighting solution package offers many unique benefits including a complete residential and multi-family product portfolio with controls and smart solutions.

We've pulled together our key product portfolio comprised from our top brands, offering you a wide variety of multi-family solutions.



Table of Contents

 Bathroom >	 Bedroom >	 Building >	 Closet >
 Common Area >	 Dining Room >	 Emergency Area >	 Entryway >
 Exit Signage >	 Fire-rated >	 Gym >	 Hallway >
 Kitchen >	 Laundry Room >	 Living Room >	 Pantry >
 Parking Garage >	 Parking Lot >	 Patio >	 Pedestrian >
 Security >	 Signage >	 Stairwell >	 Storage >



Check out our interactive guide to learn more about our multi-family solutions. Inside you'll find that each product is linked and will direct you to our web pages to learn more about our portfolio.

Exterior Area & Parking



Featured area lights, parking garage lights & bollards.

AREA LIGHTING

[ESX Area Light](#)



[RSX Area Light](#)



[DSX Area Light](#)



PARKING GARAGE/ CANOPY

[VCPG Parking Garage](#)



[CNY Canopy Light](#)



[CSVT Vapor Tight](#)



PEDESTRIAN LIGHTING

[RADEAN Area Light](#)



[RADEAN Bollard](#)



Lighting Controls Solutions from:



Product Information and Features:





Building Accent



Signage



Soffit

Outdoor Accent



Exterior accent lighting with floodlights, downlights, and tapelight, suitable for wet location applications.

BUILDING ACCENT LIGHTING

[ESXF Floodlights](#)



[JFX Tapelight](#)



SOFFIT LIGHTING

[Wafer Canless Downlights](#)



[SlimBasics™ Surface Mounts](#)



Product Information and Features:



Security Building Lighting



Featured wallpacks, security lights & downlights.

WALLPACKS & SECURITY LIGHTING

[WPX Wall Mount](#)



[TWX Wall Mount](#)



[TWR / TWS Wall Mounts](#)



[HomeGuard Security Light](#)



DOWNLIGHTS & SURFACE MOUNTS

[Wafer Canless Downlights](#)




[SlimBasics™ Surface Mounts](#)



[SlimForm™ Surface Mounts](#)



Product Information and Features:



Patio



Balcony





Security Floodlight

Stairwell

Featured wraps, surface mounts & exit signs.

WRAPAROUNDS AND WALL BRACKETS

[FML Low Profile Wrap](#)



[BLWP Low Profile Wrap/ Wall Bracket](#)



[WL Surface Mount/ Wall Bracket](#)



[LHQM](#)



[LOM](#)



[ECRG](#)



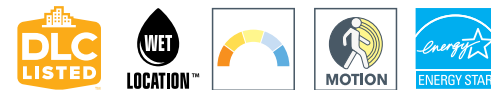
[EXRG](#)

Choosing the right emergency lighting product for your space is crucial. With our expansive life safety portfolio, Lithonia Lighting® has a solution for every environment from large open areas to smaller confined spaces. These decisions are important; lives depend on it!

Lighting Controls Solutions from:





Product Information and Features:



Hallway

Featured canless downlights, trim kits, surface mounts & emergency lighting.



[EU2C](#)



[EU2L](#)



[ELM2L](#)



[ELM4L](#)

With a low-profile form factor and small, unobtrusive LED lamp heads, the commercial indoor emergency lights, exit signs and exit combination lights are designed to remain inconspicuous in small spaces at low mounting heights while providing 90-minutes of illumination upon the loss of AC power.

Emergency Lighting Compliance:




DOWNLIGHTS AND SURFACE MOUNTS

[Wafer Canless Downlight](#)



[Podz™ Canless Downlights](#)



[RetroBasics™ Trim Kits](#)



* Pairs with QC Housings

[SlimBasics™ Surface Mounts](#)



[SlimForm™ Surface Mounts](#)





Living Spaces



Kitchen



Bedroom

Main Living Space



Downlights, surface mounts, undercabinet & track lighting suitable for general ambient lighting or functional task lighting.

DOWNLIGHTS AND SURFACE MOUNTS

[RLD Trim Kits](#)



[E Series Trim Kits](#)



[RetroBasics Trim Kits](#)




[J6SLC Speaker Light \(Coming Soon\)](#)



[2" LED Downlight](#)



[Podz Canless Downlights](#)



[SlimBasics™ Surface Mounts](#)




[SlimForm™ Surface Mounts](#)



UNDERCABINETS

[UPLD Undercabinet](#)



[UCES Undercabinet](#)



[JFX TapeLight](#)



TRACK LIGHT

[LTIKMSBK Track Lighting](#)



WALL SWITCH

[WPD Phase Dimmer Switch](#)



[WSRA Switch: Sensor with Occupancy Detection](#)



Lighting Controls Solutions from:



Product Information and Features:



Additional Living Spaces



Featured wraps, downlights & vanity lights suited for small spaces or wet location applications.

WRAPAROUNDS AND FLUSH MOUNTS

FML Low Profile Wrap



Decorative Linear and Round



SURFACE MOUNTS

SlimBasics™ Surface Mounts



SlimForm™ Surface Mounts



DOWNLIGHTS

Wafer Canless Downlights



RetroBasics™ Trim Kits



J6SLC Speaker Light (Coming Soon)



VANITY

Linear Flush Mount



Lighting Controls Solutions from:



Product Information and Features:






Interior Lobby & Common Spaces




Featured wraps and downlights suitable for high traffic areas.

DOWNLIGHTS

[Wafer Canless Downlight](#)



[Podz™ Canless Downlight](#)



[RetroBasics™ Trim Kits](#)



[J6SLC Speaker Light \(Coming Soon\)](#)



SURFACE MOUNTS

[SlimBasics™ Surface Mounts](#)



[SlimForm™ Surface Mounts](#)



WRAPAROUNDS

[FML Low Profile Wrap](#)



Lighting Controls Solutions from:



Product Information and Features:



Housings




New construction housings paired with traditional trims or LED trim kits for a low-cost downlight solution.




The Juno **FireWall™** portfolio of 4" quick-connect, downlights, adjustables, internally adjustables solutions has been designed and stringently tested to conform to UL263, ASTM STD E119 and CAN/ULC-S101, to inhibit flames for 1 and 2 hours.

[IC1FW LEDT24](#)




[IC1LEDFW](#)



[IC1ALEDFW](#)



[IC4ALFW](#)



[Quick Connect Housing](#)



Pairs with Juno LED Trim Kits

[IC4AL](#)




Pairs with a selection of 4" Juno Traditional Trims

[IC1 LED Housing](#)



Pairs with a selection of 4" Juno Traditional Trims

[IC1JB](#)



Pairs with a selection of Juno LED Trim Kits or Surface Mounts



No more guesswork. We've made product selection simple. When you need to grab and go and feel confident in your purchase decision, choose a readily available, Contractor Select™ product from one of our trusted brands - Juno®, Lithonia Lighting® and SensorSwitch™.



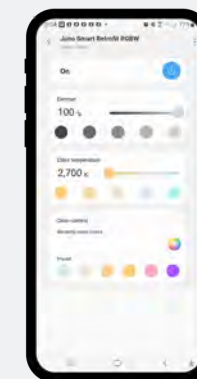
nLight® is a wired and wireless networked digital lighting controls platform for both indoor and outdoor spaces. nLight seamlessly integrates an industry-leading portfolio of controls enabled luminaires and intelligent digital devices – including occupancy and daylight sensors, power packs, wall switches, touch screens, relay panels, and input/output devices – to create a system with unmatched levels of distributed intelligence to drive energy savings, enhanced user configurability and comfort.



SensorSwitch™ offers standalone wired and wireless lighting controls solutions for both indoor and outdoor applications. Our extensive product portfolio includes occupancy sensors, photosensors, switches, embedded and integrated controls, and more.



Compliance **Just Got Easier!** Using the STAR mobile application with STAR-enabled emergency lighting products, meeting these emergency lighting requirements is simpler than ever! STAR-enabled emergency lighting equipment automatically conducts the brief monthly tests and full 90-minute annual tests, as required by code. Test results are logged internally within the unit and communicated wirelessly to the STAR app.



Select products connect to the smart home platform via Bluetooth or Zigbee, and may be controlled either via voice command, time schedules, or with the app. Compatible apps and smart home hubs include Amazon® Alexa, Google Home or Samsung® SmartThings. Once installed, easily control and customize your lighting to on/off, fine-tune the color temperatures or choose from a full color spectrum of RGB color options, plus, dimming and grouping capabilities for unlimited smart home automation on select products.





We've pulled together our key product portfolio comprised from our top brands, offering you a wide variety of multi-family solutions.

Visit www.acuitybrands.com for more information

